

Paper Reference(s) 9MT0/01

Pearson Edexcel Level 3 GCE

Music Technology

Advanced

Component 1: Recording

Logbook and authentication form

Release date: Friday 1 June 2018

INSTRUCTIONS TO CANDIDATES

Write your centre number, candidate number, surname, other names and your signature in the boxes below. Check that you have the correct question paper.

Centre No.					
Candidate No.					
Surname					
Other names					
Signature					
Paper Reference	9	M	T	0	/ 0 1



MATERIALS REQUIRED FOR EXAMINATION

Nil

ITEMS INCLUDED WITH QUESTION PAPERS

Nil

INFORMATION FOR CANDIDATES

- **The total mark for this component is 60.**
- **Use black ink or ball-point pen or your approved technology.**
- **Answer the sections in the spaces provided. There may be more space than you need.**
- **Do not attach additional material.**
- **The sections in this booklet ask you for information which is essential for the examiner who assesses your work.**
- **If you do not complete the logbook and authentication form, your work may not be fully credited.**

(Turn over)

Title of song recorded	
Artist	Album/EP/Single the song is taken from
Complete the table below to show the instruments you have recorded and the microphone type, DI, or other capture method used.	
Track listing	
Compulsory audio instruments	Capture method
Drum kit – minimum of four microphones	
Bass guitar or double bass	
Electric guitar	
Lead Vocal	
Backing Vocal	

Additional audio instruments	Capture method
Acoustic melody instrument	
Acoustic guitar	
Keyboard	
Other instruments	Capture method









Complete the arrange window to show how you have met the total playing time requirements for each instrument you have recorded.

	0.00	0.30	1.00	1.30	2.00	2.30	3.00	3.30
Drum Kit								
Bass								
El. guitar								
Lead vocal								
B. vocal								
Ac. melody								
Ac. guitar								
Keyboard								









0.00	0.30	1.00	1.30	2.00	2.30	3.00	3.30

Use photographs, or describe precisely, to show your microphone positioning and choices. You may draw diagrams if preferred but they must be clearly annotated.









Complete the track sheet below to illustrate your mix and processing decisions.

	Track 1	Track 2	Track 3	Track 4	Track 5	Track 6	Track 7	Track 8
Instrument / Voice								
EQ								
FX								
Dynamic processing								
Panning (L-R)								
Level								









(Turn over)

	Track 9	Track 10	Track 11	Track 12	Track 13	Track 14	Track 15	Track 16
Instrument/ Voice								
EQ								
FX								
Dynamic processing								
Panning (L-R)								
Level								

(Turn over)

	Track 17	Track 18	Track 19	Track 20	Track 21	Track 22	Track 23	Track 24
Instrument/ Voice								
EQ								
FX								
Dynamic processing								
Panning (L-R)								
Level								

(Turn over)

	Bus 1	Bus 2	Bus 3	Bus 4	Bus 5	Bus 6	Bus 7	Output
Instrument/ Voice								
EQ								
FX								
Dynamic processing								
Panning (L-R)								
Level								

Teacher declaration

I declare that the work submitted for assessment has been carried out without assistance other than that which is acceptable according to the rules of the specification.

Teacher name:			
Teacher signed:		Date:	
Email address:			

Candidate declaration

I certify that the work submitted for this assessment is my own. I understand that false declaration is a form of malpractice. This work has not been submitted for assessment for any other qualification.

Candidate signed		Date:	
-------------------------	--	--------------	--

Please present this completed form with the student's submission.

By signing the above declaration you agree to your work being used to support professional development, online support and training of both centre-assessors and Pearson examiners. If you have any concerns please email: teachingmusic@pearson.com